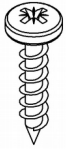


Aufbauanleitung / *assembly instructions* mod. **4133 - 4135**

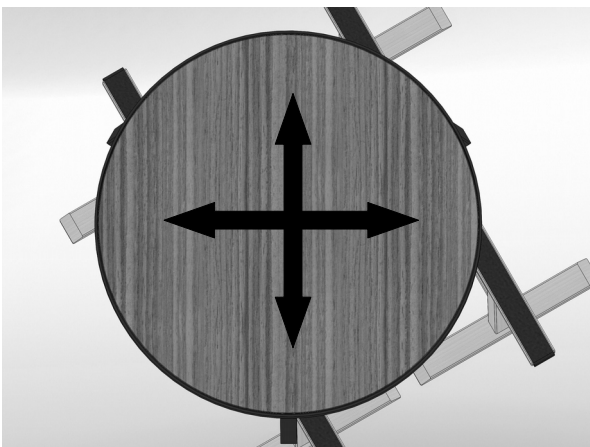


4x
4,5 x 20

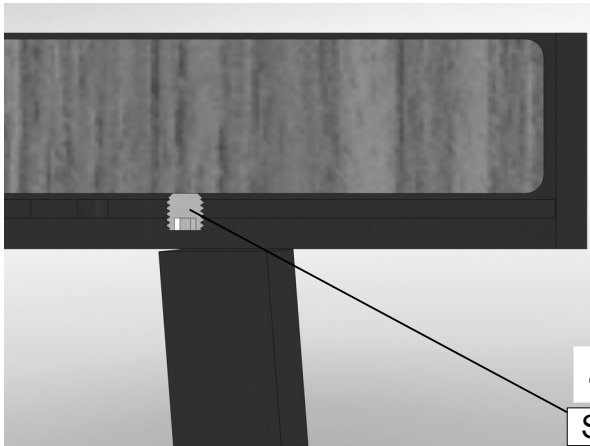
1. Montagematerial.
1. Fitting material.




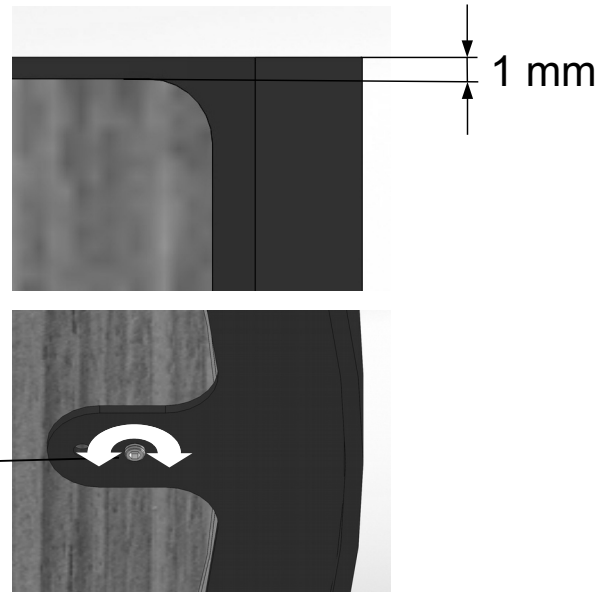
2. Den Oberbau auf gepolsterte Montageböcke stellen.
2. Put the table-top onto padded assembling trestles.



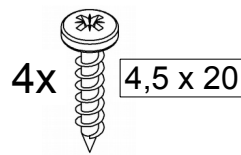
3. Die Platte auflegen und mittig ausrichten.
3. Put the board onto the frame and adjust it to the center.



4. Die Höhe der Platte mit den vier Inbusschrauben einstellen.
 4. Use the four allen screws to adjust the height of the board.



5. Die Platte mit vier Spax Schrauben fixieren.
 5. Fix the board with four Spax screws.



6. Fertiger Couchtisch.
 6. Finished coffeetable.